

### DS-2AE7230TI-A

#### TurboHD 1080p Analog IR PTZ Outdoor Dome Camera

- Full HD 1080p Video Output
- 2 MP CMOS Image Sensor
- 30x Optical Zoom, 16x Digital Zoom
- True Day/Night
- Up-the-Coax Function Supported
- Privacy Masking, 3D DNR, DWDR, EIS
- 3D Intelligent Positioning
- IP66 Protection
- 24 VAC Power Supply, 50 W



The Hikvision DS-2AE7230TI-A Analog IR PTZ Outdoor Dome provides high definition analog output at up to 1080p. In TurboHD cameras, the analog signal can be sent over existing coaxial cable, which eliminates the need to run new cables for high definition video

This camera is equipped with a lens that supports 30x optical zoom, and 16x digital zoom.











It also includes features such as Digital WDR (Wide Dynamic Range), which ensures that images are optimal, no matter the lighting conditions.

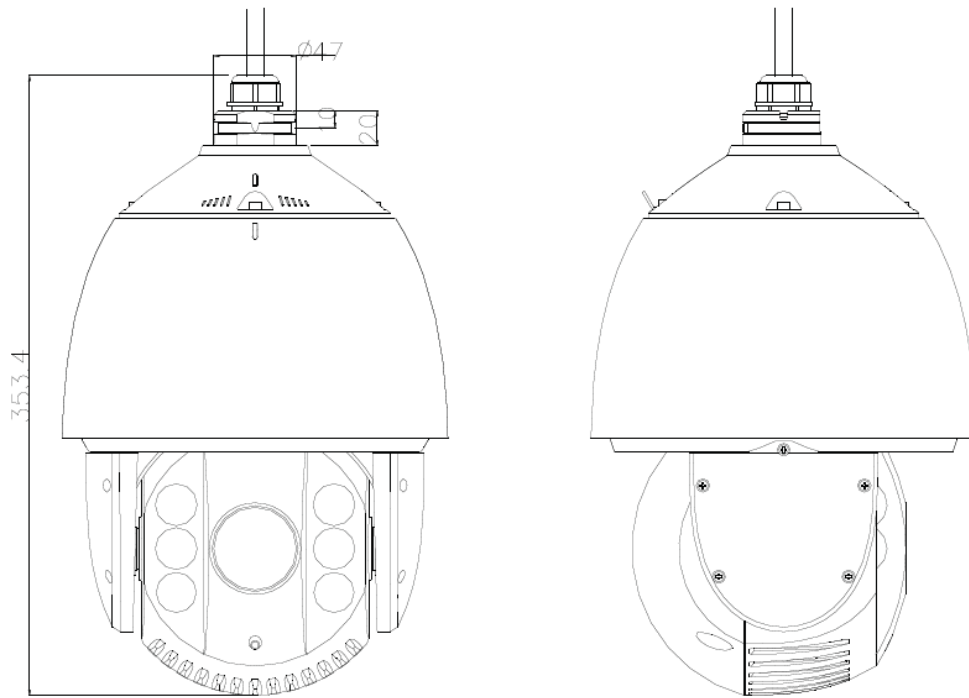
**Available Model:**  
DS-2AE7230TI-A



DS-2AE7230TI-A	
<b>Camera</b>	
Image Sensor	1/3" progressive scan CMOS
Maximum Image Resolution	1920 x 1080
Signal System	NTSC
Minimum Illumination	Color: 0.02 lux @ (f/1.6, AGC on); B/W: 0.002 lux @ (f/1.6, AGC on), 0 lux with IR
White Balance	Auto/Manual/ATW/Indoor/Outdoor
AGC	Auto/Manual
S/N Ratio	≥ 50 dB
3D DNR	Supported
Digital WDR	Supported
Video Out	HD-TVI, UTC menu
WDR	Digital
Shutter Speed	1s to 1/10,000s
Day/Night	IR cut filter
Digital Zoom	Auto/Semiautomatic/Manual
Privacy Mask	8, selectable color or mosaic
Focus Model	Auto/semiautomatic/manual
<b>Lens</b>	
Focal Length	4 mm to 120 mm, 30x
Zoom Speed	Approximately 3.0 sec. (optical wide to tele)
Angle of View	58° to 1.7° (wide to tele)
Minimum Working Distance	10 mm to 1500 mm (wide to tele)
Aperture Range	f/1.6 to f/4.4
<b>Pan and Tilt</b>	
Pan/Tilt Range	Pan: 360° endless; tilt: -15° to 90° (auto flip)
Pan/Tilt Speed	Pan manual speed: 0.1° to 160°/sec., pan preset speed: 240°/sec; Tilt manual speed: 0.1° to 120°/sec., tilt preset speed: 200°/sec.
Proportional Zoom	Rotation speed can be adjusted automatically according to zoom multiples
Number of Presets	256
Patrols	8 patrols, up to 32 presets per patrol
Patterns	4 patterns, with the total recording time not less than 10 minutes
Power-Off Memory	Supported
Park Actions	Preset/patrol/pattern/pan/tilt/auto/random/frame/panorama scan
PTZ Position Display	On/off
Preset Freezing	Supported
Scheduled Tasks	Preset/patrol/pattern/pan/tilt/auto/random/frame/panorama scan
RS-485 Communication	Supported
Diagnosis	Supported
<b>Infrared</b>	
IR Range	Up to 120 m IR range
IR Intensity	Automatically adjusted, depending on the zoom ratio
<b>Input / Output</b>	
Monitor Output	HD 1080p output, 1.0 V [p-p]/75 Ω, NTSC composite, BNC
RS-485 Interface	Half-duplex mode; self-adaptive Hikvision, Pelco-P, Pelco-D protocol
UTC Function	HIKVISION-C (need UTC controller)
<b>General</b>	
Power	24 VAC, maximum 50 W
Working Temperature	-22° F to 149° F (-30° C to 65° C) (outdoor dome)
Humidity	90% or less (non-condensing)
Protection Levels	IP66; TVS 4,000 V lightning protection, surge protection, and voltage transient protection
Dimensions	φ8.66" × 13.91" (φ220 mm × 353.4 mm) (outdoor)
Weight	9.92 lbs (4.5 kg)

## Accessories

									
<b>WMP-L</b> Long Wall Mount	<b>CMP</b> Large Corner Mount for WMP-S/L	<b>PMP</b> Pole Mount for WMP-S/L	<b>JBPW-L</b> Power Box Mount w/Wall Bracket	<b>PMPL</b> Large Pole Mount for JBPW-L	<b>CMPL</b> Large Corner Mount for JBPW-L	<b>CPM-S</b> Short Ceiling Pendant Mount	<b>CPM-L</b> Long Ceiling Pendant Mount	<b>CPMPE</b> Ceiling Pendant Mount Extension Pipe	<b>RPM</b> Roof Parapet Mount



Unit : mm